
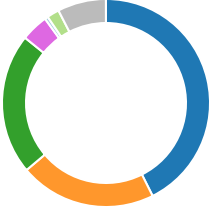
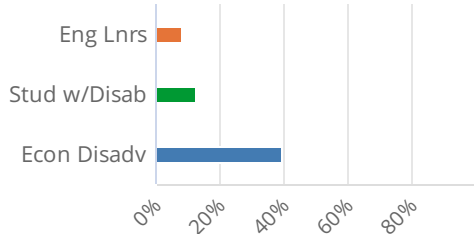


<p><i>School Level:</i> High School</p> <p><i>Grade Levels:</i> OK-12</p> <p><i>District:</i> State Public Charter School Authority</p> <p><i>School Address:</i> 4650 Losee Road North Las Vegas, NV 89081</p>	 <p>29.4 Total Index Score</p>	<p>School Type: <i>Charter SPCSA</i></p> <p>School Designation: <i>No Designation</i></p> <p>95% Assessment Participation: <i>Met</i></p>
---	--	---

 <p>Student Race/Ethnicity</p> <ul style="list-style-type: none"> 21.1% White 21.8% BI/Afr Am 42.3% Hisp/Latino 4.2% Asian 0.5% Am Ind/AK Nat 1.9% Pac Isl 7.5% Two or More 	<p>School Performance History</p> <table border="1"> <thead> <tr> <th>School Year</th> <th>Index Score</th> <th>Star Rating</th> </tr> </thead> <tbody> <tr> <td>2017-2018</td> <td>38.1</td> <td>NR</td> </tr> <tr> <td>2016-2017</td> <td>N/A</td> <td>N/A</td> </tr> </tbody> </table>	School Year	Index Score	Star Rating	2017-2018	38.1	NR	2016-2017	N/A	N/A	<p>Alternative Student Groups</p>  <ul style="list-style-type: none"> Eng Lnrs Stud w/Disab Econ Disadv
School Year	Index Score	Star Rating									
2017-2018	38.1	NR									
2016-2017	N/A	N/A									

What does my school rating mean?

Two-Star school: Identifies a school that has **partially met** the state's standard for performance. Students and subgroups often meet expectations for academic performance but may have multiple areas that require improvement. Areas requiring significant improvement are uncommon. The school must submit an improvement plan that identifies supports tailored to subgroups and indicators that are below standard. A 2 star school in consecutive years is subject to state intervention.


How are school star ratings determined?

Schools receive points based on student performance across various Indicators and Measures. These points are totaled and divided by the points possible to produce an index score from 1-100. This index score is associated with a one- to five-star school rating.

How are star ratings determined based on total index score?


- Below 27 ★
- At or above 27 but less than 50 ★★
- At or above 50 and less than 70 ★★★
- At or above 70 and less than 82 ★★★★
- At or above 82 ★★★★★

2018-2019 School Performance




Academic Achievement Indicator

Measure	School Rate	District Rate
Math Proficiency	18.5	25.8
ELA Proficiency	31.6	53.8
Science Proficiency	14.6	28.8




Graduation Rates Indicator

Measure	School Rate	District Rate
4-Year	70.4	70.0
5-Year	N/A	69.0




English Language Proficiency Indicator

Measure	School Rate	District Rate
Met EL AGP Target	12.5	24.3



College and Career Readiness Indicator

Measure	School Rate	District Rate
Post-Secondary Preparation Participation	39.7	46.2
Post-Secondary Preparation Completion	4.4	32.8
Advanced or CCR Diploma	48.0	29.6



Student Engagement Indicator

Measure	School Rate	District Rate
9th Grade Credit Sufficiency	90.5	90.7
Chronic Absenteeism	14.4	10.3
Climate Survey Participation	84.1	N/A

Climate Survey Participation is not a point-earning measure.

Graduation and diploma rates are based on the class of 2017-18.